




## PLACE A CALL

- Pick up the handset, or press the **Headset** or the **Speaker** button
- Dial number, and then press the **Send** soft key




## ANSWER A CALL

- Pick up the handset 
- Press  for the headset
- Press  for the speakerphone
- Press the **Answer** soft key

## END A CALL

*You can only end active calls.  
To end an On Hold call, you must  
resume the call first.*

### To End an Active Call:

-  • Replace the handset to hang up
-  • Press the **Headset** button if using a headset
-  • Press the **Speaker** button if using the speakerphone
- Press the **End** soft key at the bottom of the display.
- Press the **Cancel** button (T53)

## HOLD & RESUME


*On hold call displays only on the device used to place the call on hold.*

- While on an active call press the **Hold** button located on the right side of the phone
- To Resume, select the call and:
  - Press the **Hold** button or the **Hold** soft key, or
  - Press the **Resume** soft key



## TRANSFER CALLS

*Transfer calls to any extension*

### Consulted/Warm Transfer

- Press  or tap the **Transfer** soft key
- Enter or select the extension / phone number
- Press **Send**, **OK** or the **#** button to dial
- Speak to the recipient and then press the **Transfer** soft key again to send the call when ready

### Blind Transfer

- Press  or tap the **Transfer** soft key
- Dial or select the ext/phone number
- Press  or tap the **Transfer** soft key again

## VOICEMAIL

- Press the **Messages** button
- Enter your PIN when prompted
- Select the menu option for the desired action

## VIEW RECENT CALLS

- Press the **History** or **Call Log** soft key to view lists of recent calls... you may look at *All*, *Missed*, *Placed*, or *Received* calls



Use the navigation pad to switch list views, scroll, and select list items:

- ◀ Switch ▶ between the call lists
- ▲ Scroll ▼ through listings

Press the **OK** button to select

*While viewing Recent Calls you may also:*

- Select a listing and press **Send** to call the number
- Select a listing and press the **Option** soft key to review details

## Yealink T53W Phone Interface



POWERED BY  
**MOMENTUM**  
TELECOM



## Yealink T54W Phone Interface



POWERED BY  
**MOMENTUM**  
TELECOM



## Yealink T57W Phone Interface

