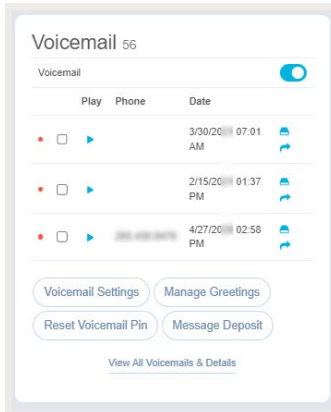
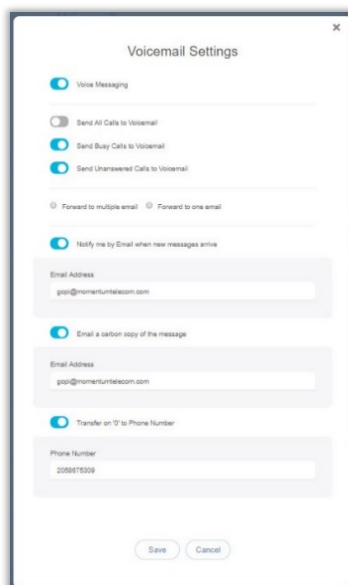


Settings Via Cloud Services Portal

1. Sign into the Cloud Services Portal website.
E.g.: portal.momentumtelecom.com
2. Review and manage your Voicemails and Voicemail **settings** in the Voicemail card.




- A Manage Greetings** - Click this button to select from your stored .wav file greetings and **Save**.
- B Manage Deposit** - Click this button to allow/disallow callers leaving messages in your inbox.
- C Reset Voicemail PIN** - Click on this button to reset a forgotten access PIN
- D Voicemail Settings** - Click this button to manage the voicemail features you wish to use.
 - Enter any information required by your selections (emails, phone numbers, etc.).
 - Click **Save** to submit the changes, return to the dashboard, and begin using the new Voicemail settings.



Greetings/Messages Via Phone

A Dial In

Voicemail Line | Polycom Phone

1. Press the **Messages** key  or Dial ***98**
2. Enter the 4-digit Passcode and press **#**.
Example Passcode Entry: 8642#
May be made permanent or changed as needed.

Internal Network Line

1. Dial the Extension of the line used for Voicemail.
2. Press the star ***** key when the Voicemail greeting begins.
3. Enter the 4-digit Passcode and press **#**.

External Line

1. Dial the 10-Digit Phone Number of the line used for Voicemail (and enter the extension, as needed if prompted).
2. Press the star ***** key when the Voicemail Portal greeting begins.
3. Enter the 4-digit Passcode and press **#**.

B Press [1] to Access Voicemail

Or select an alternate action option from the menu offerings when prompted:

- [**3**] Greetings menu (management)
- [**5**] Record a New Announcement
- [**8**] Change the Passcode
- [**9**] Exit
- [**#**] Repeat the Menu

C Voicemail Management Menu Options

- [**1**] **Listen to Messages** (options to save, delete, and forward each voicemail message become available when this option is selected)
- [**2**] **Change the Busy Greeting**
- [**3**] **Change the No Answer Greeting**
- [**5**] **Compose and send a new message**
- [**7**] **Delete all voicemail messages**
- [*****] **Go to CommPilot voice portal**
- [**#**] **Repeat the menu**