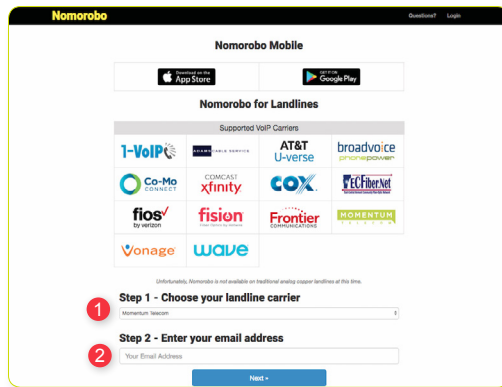
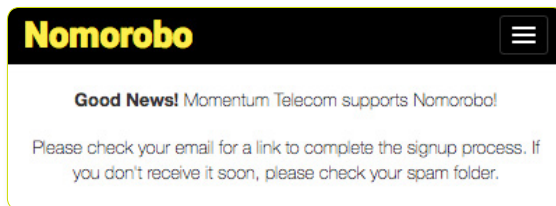


Nomorobo defends your telephone number from unwanted and robo phone calls. To activate and take full advantage of this feature, follow the outline of basic steps below.

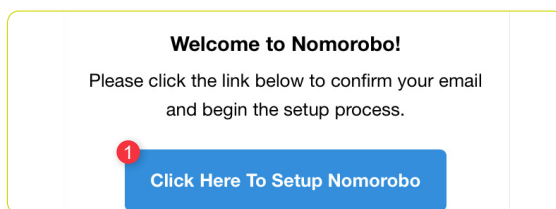
Go to: [www.nomorobo.com/signup](http://www.nomorobo.com/signup)



- 1 – From the dropdown, select **Momentum Telecom**.
- 2 – Enter your email address in the space provided. You will receive a confirmation similar to the one below.

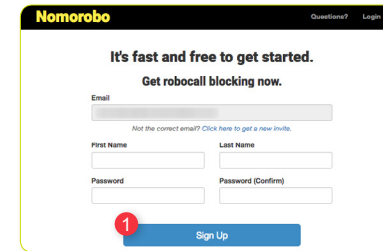


You will soon receive an email similar to the one below.

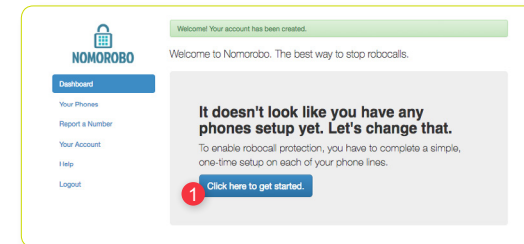


- 1 – Click on the setup button.

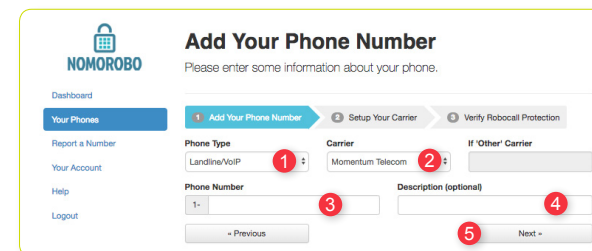
A page similar to the one below will load.



- 1 – Enter your information and click the **Sign Up** button. This will load a page similar to the one below.



- 1 – Click on the get started button.



On this page, enter or select the following.

- 1 – From the dropdown, select **Landline/VoIP**.
- 2 – From the dropdown, select **Momentum Telecom**.
- 3 – Enter your **Phone Number**.
- 4 – Enter a **Description**.
- 5 – Click **Next**.

Clicking **Next** will show the steps required by the Cloud Services Portal to activate this feature.

